



Twist

Cruz

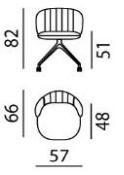
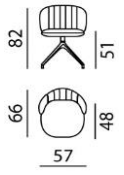
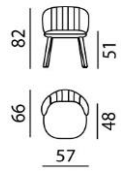
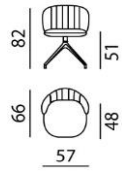
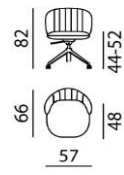
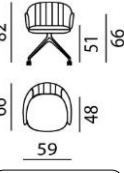
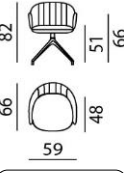
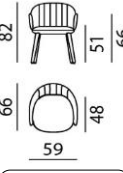
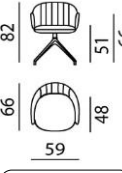
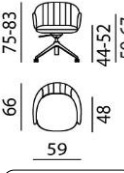
Palo

Re-turn

Flex

DIMENSIONS

All width dimensions are rounded up. All dimensions are approximate.

Chair without arms Twist	Chair without arms Cruz	Chair without arms Palo	Chair without arms Re-turn	Chair without arms Flex
				
R23-100	R23-101	R23-102	R23-103	R23-104
Chair with arms Twist	Chair with arms Cruz	Chair with arms Palo	Chair with arms Re-turn	Chair with arms Flex
				
R23-150	R23-151	R23-152	R23-153	R23-154

TECHNICAL DATA

Inner frame	Plywood beech.
Filling	HR foam 50kg/m ³ , covering Leoskin. HR foam 43kg/m ³ , covering Leoskin. Polyether foam 30kg/m ³ , covering Leoskin.
Base Twist	Polished aluminium. Option: All selected epoxy colours.
Castors	Castors with soft tread.
Base Cruz	Polished aluminium. Option: All selected epoxy colours.
Gliders	Black synthetic.
Legs Palo	Solid oak in all selected oak oil and stain colours.
Gliders	Black synthetic, gliders black synthetic with felt are provided.
Base Flex	Polished aluminium. Option: All selected Epoxy colours (powder coating).
Castors	Castors with soft tread.
Base Re-turn	Aluminium, powder coated in all selected Epoxy colours.
Gliders	Felt.
Upholstery	Not available in Stretch fabrics and pattern fabrics.
Decorative stitching	Double-stitched decorative stitching.
Please note	In the "Flex" version, the tilting mechanism and handle are only available in chrome.
Design	Sylvain Willenz 2022.
Comfort options	